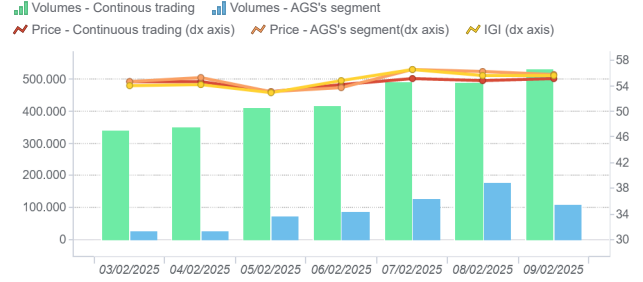


Day-Ahead Gas Market (MGP-GAS)

	Average price (€/MWh)	Change Price	Minimum price	Maximum price	Total Volumes (MWh)	Volumes change	Daily product	WE Product
Continuous trading	54,90	7,6%	52,40	57,73	3.023.376	8,9%	2.239.968	783.408
AGS's segment	55,15	8,0%	53,19	56,58	613.080	43,5%	613.080	11.160

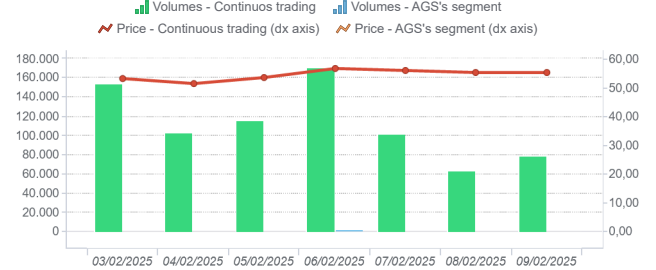
MGP- Volumes (MWh) and Price (€/MWh)



Intra-Day Gas Market (MI-GAS)

	Average price (€/MWh)	Change Price	Minimum price	Maximum price	Total Volumes (MWh)	Volumes change	Purchases SRG (MWh)	Sales SRG (MWh)
Continuous trading	54,80	7,3%	51,00	57,75	777.456	-27,8%		
AGS's segment					0	-	0,00	0

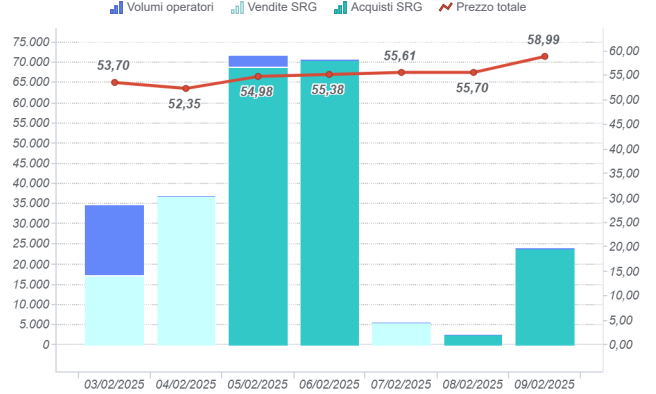
MI - Volumes (MWh) and Price (€/MWh)



Market for the trading of gas stored (MGS-GAS)

		Week 5	Week 6
Price €/MWh (1)	Stogit	51,64	55,24
	Edison stoccaggio		
	Total	51,64	55,24
Volumes MWh	Stogit	261.885	244.228
	Edison stoccaggio	0	0
	Totale	261.885	244.228
SRG. Activity MWh	Purchases	186.887	164.825
	Balancing (2)	186.887	164.825
	Other purchases (3)		
	Sales	57.378	58.783
	Balancing (2)	57.378	58.783
Other purchases (3)			

Market for the trading of gas stored (MGS-GAS)



1) The Total price is calculated as a weighted average price for the total volumes exchanged in each storage system.
 2) To securely manage any expected deviations between overall network injections and withdrawals pursuant to Art. 2.5 of Annex A, AEEGSI's Resolution 312/2016/R/g.
 3) Stored gas trades by Snam Rete Gas (SRG) not included in "Balancing"

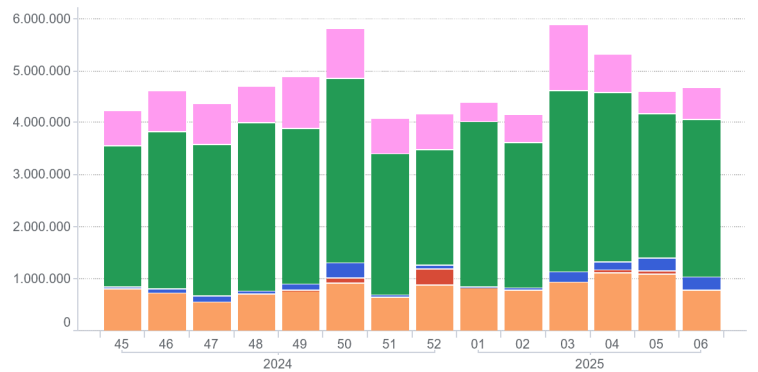
Prices (€/MWh)

IGI MGP- AGS's segment MGP- Continuous trading MGS MI- AGS's segment MI- Continuous trading



Volumes (MWh)

MGP- AGS's segment MGP- Continuous trading MGS MI- AGS's segment MI- Continuous trading



Mercato a termine (MT-GAS)

Prodotto	Minimum price (€/MWh)	Maximum price (€/MWh)	Check price*	Check price change (%)	Trades	Volumes (MWh/g)	OTC Registrations	OTC Volumes	Volumes Tot	Change %	Open position (MWh)*	Open position (MWh/g)*
BoM-2025-02			51,69		0,00	0,00	0,00	0,00	0,00		0,00	0,00
CY-2026			41,44		0,00	0,00	0,00	0,00	0,00		0,00	0,00
M-2025-03			51,82		0,00	0,00	0,00	0,00	0,00		0,00	0,00
M-2025-04			50,40		0,00	0,00	0,00	0,00	0,00		0,00	0,00
M-2025-05			51,99		0,00	0,00	0,00	0,00	0,00		0,00	0,00
Q-2025-02			51,51		0,00	0,00	0,00	0,00	0,00		0,00	0,00
Q-2025-03			51,79		0,00	0,00	0,00	0,00	0,00		0,00	0,00
Q-2025-04			49,80		0,00	0,00	0,00	0,00	0,00		0,00	0,00
Q-2026-01			46,10		0,00	0,00	0,00	0,00	0,00		0,00	0,00
SS-2025			52,75		0,00	0,00	0,00	0,00	0,00		0,00	0,00
WS-2025/2026			48,57		0,00	0,00	0,00	0,00	0,00		0,00	0,00

*Referred to the last session of the week